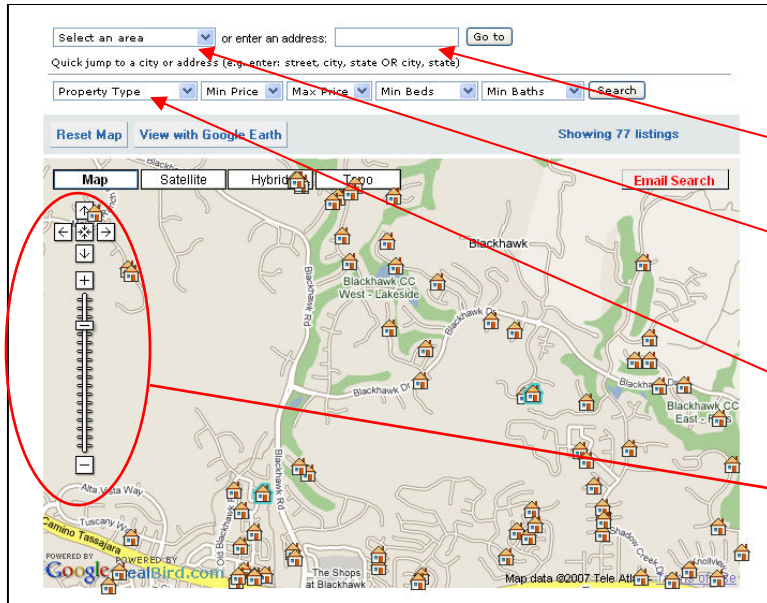


# HELP! – How to get the best out of “Map Based MLS Search”



Each Home icon represents a home currently for sale.

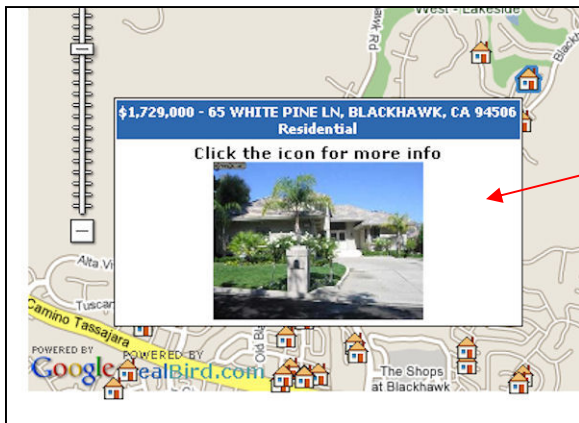
If you enter an address, you will get a new map centered on the address.

The initial map shows listings in Danville. You can change this by using the Area Selection drop-down.

You can change the Property Type and other criteria and click “Search” to see just those homes that interest you.

Use these tools to zoom in and out and nudge the map sideways or up and down.

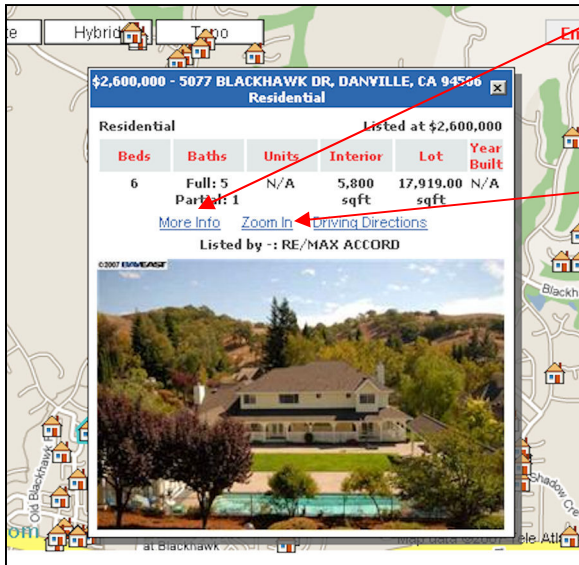
You can also drag the map by holding down the left mouse button when the “hand” icon is visible.



When you hover the mouse over an icon, a summary window pops up. You can then click on the house icon and get more information in a detail window.

**The detail window has more links that you can click on.**

Click on “more info” and you can enter your email address (and optionally send me a message) to get all the details that are available for this listing emailed to you.



You can also click on “Zoom in” to get a magnified map view or click on “Driving Directions” in the event that you want to check out the outside before viewing the home.

*Please do not hesitate to contact me if you have any questions or comments relating to this service or anything else relating to real estate. I am always happy to hear from you.*

**Bernard Gibbons**

Alain Pinel Realtors  
(925) 997-1585 – Direct

[Bernard@BernardGibbons.com](mailto:Bernard@BernardGibbons.com)  
[www.BernardGibbons.com](http://www.BernardGibbons.com)

